Name _____ Date _____

ICT · Practice paper

ICT Practice Paper (1)

Answer every question. Show your working where you can. Mark it out of 106.

Score: _____ / 106

★ 0 to 52 keep practising ★★ 53 to 82 good work ★★★ 83 to 106 super!



The home row

The home row is the middle row of letter keys. The left fingers rest on A S D F. The right fingers rest on J K L and the next key. F and J have small bumps.

1. Fill in. (4 marks)

1. The left fingers rest on A S D _____.
2. The right fingers rest on _____ K L.
3. The small bumps are on F and _____.
4. The middle row of letters is the _____ row.

2. Match the key to its job. Write the letter in the box. (4 marks)

☐	1. Shift	a) makes a gap between words
☐	2. Space bar	b) makes a capital letter
☐	3. Backspace	c) starts a new line
☐	4. Enter	d) deletes the letter before the cursor

3. Sit well, type well. Circle. (2 marks)

1. Keep your back … straight bent
2. Look at the … as you type. keys all the time screen

More free worksheets littletakhti.com

Name _____ Date _____

ICT · Practice paper

ICT Practice Paper (2)

Slides show ideas with words and pictures.

4. Match. Write the letter in the box. (3 marks)

☐	**1.** title	**a)**	shows the idea
☐	**2.** picture	**b)**	the big words at the top of a slide
☐	**3.** presentation	**c)**	a group of slides

5. Good slide or not? Circle. (4 marks)

1. a big, clear title	good	not good
2. tiny words that fill the whole slide	good	not good
3. one picture that matches the idea	good	not good
4. ten different colours of text	good	not good

6. Number the steps 1, 2, 3 to make a slide. (3 marks)

1. Add a picture. ____

2. Open a new slide. ____

3. Type the title. ____

7. Plan a slide about your favourite animal.
Write a title and two facts. (3 marks)

Title: _____

Fact 1: _____

Fact 2: _____

More free worksheets **littletakhti.com**

Name _____ Date _____

ICT · Practice paper

ICT Practice Paper (3)

Follow the arrows in order, one square for each arrow.

North

West

East

South

Start	Grass	Rock	Apple
Grass	Battery	Grass	Grass
Home	Grass	Star	Key

8. The robot starts at Start. Where does it stop? Circle. (4 marks)

1. → → → Apple Rock
2. ↓ ↓ Battery Home
3. → ↓ Battery Grass
4. → → ↓ ↓ Key Star

9. Find the bug. The code to reach Battery should be → ↓. (2 marks)

1. With → → the robot stops on _____. Change the second arrow to _____.

10. Repeat blocks. (2 marks)

1. repeat 3 times: move 1 square. The robot moves _____ squares.
2. repeat 4 times: clap. The robot claps _____ times.

Name _____ Date _____

ICT · Practice paper

ICT Practice Paper (4)

Passwords and cameras. Keep going: this paper has ten pages.

11. Strong or weak password? Circle. (4 marks)

1. 1234 — strong / weak
2. Green!Tiger58Rain — strong / weak
3. ali — strong / weak
4. Sky7!Mango#River — strong / weak

12. Private or OK to share? Circle. (3 marks)

1. my home address — private / OK to share
2. my password — private / OK to share
3. my favourite fruit — private / OK to share

13. Circle the right answer. (3 marks)

1. Before you take a photo of someone … — just take it / ask them first
2. Photos are saved in the … — gallery / keyboard
3. Before you share a photo online … — post it at once / ask a grown-up

Name _____ Date _____

ICT · Practice paper

ICT Practice Paper (5)

Think about the keyboard and how we type.

14. Which row is it on? Circle. (4 marks)

1. Q W E R T Y — top row / home row
2. A S D F — home row / bottom row
3. Z X C V — top row / bottom row
4. J K L — bottom row / home row

15. Fill in. (4 marks)

1. To type a capital A, hold _____ and press A.
2. To make a gap between words, press the _____.
3. To delete a wrong letter, press _____.
4. To start a new line, press _____.

16. Fix the typing. Write it correctly. (3 marks)

1. i like mangoes → _____
2. my cat isblack → _____
3. we go to schol → _____

17. True or False? Circle. (3 marks)

1. We should look at the screen as we type. — True / False
2. Both thumbs rest on the Space bar. — True / False
3. We should type with one finger only. — True / False

Name _____ Date _____

ICT · Practice paper

ICT Practice Paper (6)

Typing quickly and well takes practice.

18. Typing sums. (4 marks)

1. Sara types 12 words in one minute. In 3 minutes she types _____ words.

2. Ali typed 25 words and then 15 more. He typed _____ words.

3. A page needs 50 words. Bilal has typed 32. He needs _____ more.

4. Hina makes 6 mistakes and fixes 4. _____ mistakes are left.

19. Good habit or not? Circle. (4 marks)

1. taking a short break after typing for a long time	good habit	not good
2. sitting with your back straight	good habit	not good
3. eating crisps over the keyboard	good habit	not good
4. banging the keys hard	good habit	not good

20. Match the key to its picture or job. Write the letter in the box. (3 marks)

☐	1. Caps Lock	a)	jumps the cursor along a space
☐	2. Tab	b)	types all capital letters
☐	3. arrow keys	c)	move the cursor up, down, left and right

Name _____ Date _____

ICT · Practice paper

ICT Practice Paper (7)

A presentation is a group of slides.



Good slides

A good slide has a clear title, a few words and one picture that matches. We present slides in order and speak clearly.

21. Number the slides in order for a talk on "My Pet Cat". (4 marks)

1. What my cat eats ____
2. Title: My Pet Cat ____
3. Thank you! ____
4. Meet my cat ____

22. Which button would you use? Circle. (3 marks)

1. to add a new slide — New Slide / Delete
2. to put a photo on a slide — Insert Picture / Print
3. to start the slide show — Save / Present

23. Presenting well. Circle. (3 marks)

1. When you present, you should … — speak clearly / whisper
2. Look at … — the floor / your audience
3. Read every word from the slide? — no, just the main points / yes, all of it

24. True or false? Circle. (2 marks)

1. A presentation is a group of slides. — True / False
2. Every slide should be full of tiny words. — True / False

Name _____ Date _____

ICT · Practice paper

ICT Practice Paper (8)

Code blocks run in order, from top to bottom.

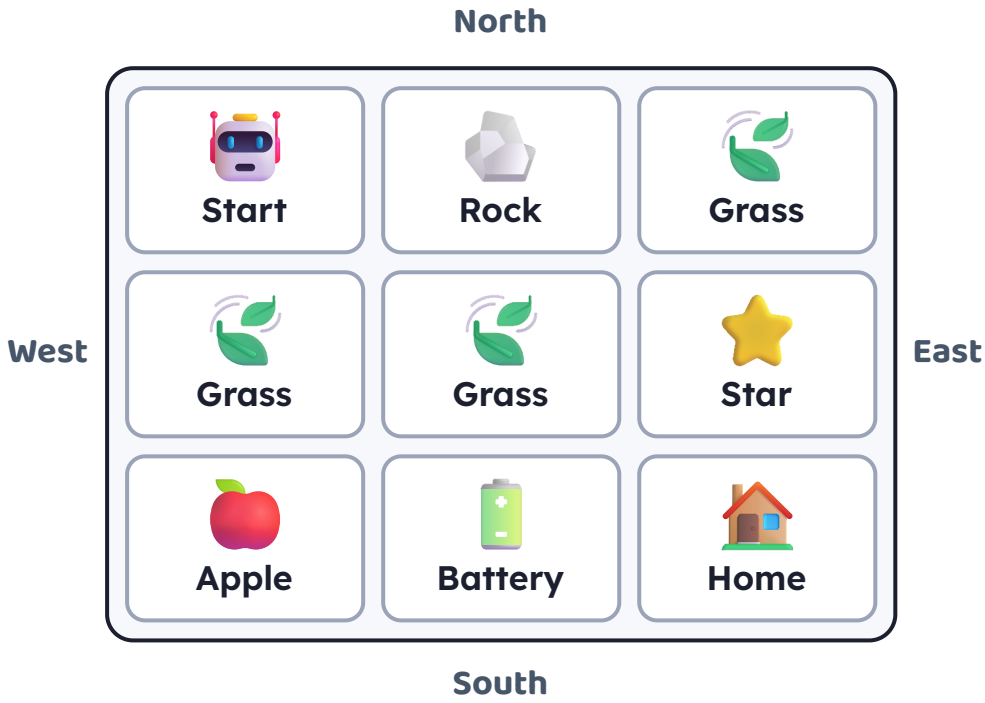

25. The robot starts at Start. Where does it stop? Circle. (4 marks)

1. ↓ ↓ — Apple / Grass
2. ↓ → → — Star / Home
3. ↓ ↓ → → — Battery / Home
4. → — Rock / Grass

26. Write the code. Use arrows. (2 marks)

1. Start to Battery: _____
2. Start to Star: _____

27. Repeat blocks. (2 marks)

1. repeat 2 times: → is the same as _____
2. ↓ ↓ ↓ is the same as repeat ____ times: ↓

Name _____ Date _____

ICT · Practice paper

ICT Practice Paper (9)

Keep your passwords and private details safe.



Passwords

A strong password is long and mixes letters, numbers and symbols. Never share it with friends. Only you and your parents should know it.

28. Who can know your password? Circle. (3 marks)

1. my parents — yes / no
2. my best friend — yes / no
3. a stranger online — yes / no

29. Stronger password? Circle. (3 marks)

1. cat / Purple!Cat29Moon
2. Rain#Tree8Kite / 1111
3. ali2019 / Lion$Run47Sky

30. Safe or not safe? Circle. (4 marks)

1. A pop-up asks for your password to win a prize. — safe / not safe
2. You log out after using a shared computer. — safe / not safe
3. You write your password on the classroom board. — safe / not safe
4. You tell a grown-up about a strange message. — safe / not safe

Name _____ Date _____

ICT · Practice paper

ICT Practice Paper (10)

Use the tablet camera kindly and safely. Add up your marks from all ten pages.

photo **video** **gallery** **lens**

31. Fill in. (4 marks)

1. A still picture is a _____.
2. A moving picture is a _____.
3. Photos are saved in the _____.
4. Keep the camera _____ clean.

32. OK or not OK? Circle. (4 marks)

1. Taking a photo of a flower in the garden	OK	not OK
2. Taking a photo of a friend without asking	OK	not OK
3. Sharing a photo that shows your school name	OK	not OK
4. Asking a grown-up before posting a photo	OK	not OK

33. Write two of your own photo rules. (2 marks)

1. _____

2. _____

How did I do?

I can _____ . I will practise _____ .

More free worksheets **littletakhti.com**

ANSWER KEY

Name _____ Date _____

ICT · Practice paper

ICT Practice Paper (1)

Answer every question. Show your working where you can. Mark it out of 106.

Score: _____ / 106

★ 0 to 52 keep practising ★★ 53 to 82 good work ★★★ 83 to 106 super!



The home row

The home row is the middle row of letter keys. The left fingers rest on A S D F. The right fingers rest on J K L and the next key. F and J have small bumps.

1. Fill in. (4 marks)

1. The left fingers rest on A S D **F**.
2. The right fingers rest on **J** K L.
3. The small bumps are on F and **J**.
4. The middle row of letters is the **home** row.

2. Match the key to its job. Write the letter in the box. (4 marks)

b	1. Shift	a)	makes a gap between words
a	2. Space bar	b)	makes a capital letter
d	3. Backspace	c)	starts a new line
c	4. Enter	d)	deletes the letter before the cursor

3. Sit well, type well. Circle. (2 marks)

1. Keep your back ... **straight** bent
2. Look at the ... as you type. keys all the time **screen**

ANSWER KEY

Name _____ Date _____

ICT · Practice paper

ICT Practice Paper (2)

Slides show ideas with words and pictures.

4. Match. Write the letter in the box. (3 marks)

b	1. title	a)	shows the idea
a	2. picture	b)	the big words at the top of a slide
c	3. presentation	c)	a group of slides

5. Good slide or not? Circle. (4 marks)

1. a big, clear title	**good**	not good
2. tiny words that fill the whole slide	good	**not good**
3. one picture that matches the idea	**good**	not good
4. ten different colours of text	good	**not good**

6. Number the steps 1, 2, 3 to make a slide. (3 marks)

1. Add a picture. **3**
2. Open a new slide. **1**
3. Type the title. **2**

**7. Plan a slide about your favourite animal.
Write a title and two facts. (3 marks)**

Title: _____

Fact 1: _____

Fact 2: _____

Answers will vary.

ANSWER KEY

Name _____ Date _____

ICT · Practice paper

ICT Practice Paper (3)

Follow the arrows in order, one square for each arrow.

North

West

East

South

Start	Grass	Rock	Apple
Grass	Battery	Grass	Grass
Home	Grass	Star	Key

8. The robot starts at Start. Where does it stop? Circle. (4 marks)

1. → → → — **Apple** / Rock
2. ↓ ↓ — Battery / **Home**
3. → ↓ — **Battery** / Grass
4. → → ↓ ↓ — Key / **Star**

9. Find the bug. The code to reach Battery should be → ↓. (2 marks)

1. With → → the robot stops on **Rock**. Change the second arrow to **↓**.

10. Repeat blocks. (2 marks)

1. repeat 3 times: move 1 square. The robot moves **3** squares.
2. repeat 4 times: clap. The robot claps **4** times.

ANSWER KEY

Name _____ Date _____

ICT · Practice paper

ICT Practice Paper (4)

Passwords and cameras. Keep going: this paper has ten pages.

11. Strong or weak password? Circle. (4 marks)

1. 1234 — strong / **weak**
2. Green!Tiger58Rain — **strong** / weak
3. ali — strong / **weak**
4. Sky7!Mango#River — **strong** / weak

12. Private or OK to share? Circle. (3 marks)

1. my home address — **private** / OK to share
2. my password — **private** / OK to share
3. my favourite fruit — private / **OK to share**

13. Circle the right answer. (3 marks)

1. Before you take a photo of someone … — just take it / **ask them first**
2. Photos are saved in the … — **gallery** / keyboard
3. Before you share a photo online … — post it at once / **ask a grown-up**

More free worksheets **littletakhti.com**

ANSWER KEY

Name _____ Date _____

ICT · Practice paper

ICT Practice Paper (5)

Think about the keyboard and how we type.

14. Which row is it on? Circle. (4 marks)

1. Q W E R T Y — **top row** / home row
2. A S D F — **home row** / bottom row
3. Z X C V — top row / **bottom row**
4. J K L — bottom row / **home row**

15. Fill in. (4 marks)

1. To type a capital A, hold **Shift** and press A.
2. To make a gap between words, press the **Space bar** .
3. To delete a wrong letter, press **Backspace** .
4. To start a new line, press **Enter** .

16. Fix the typing. Write it correctly. (3 marks)

1. i like mangoes → **I like mangoes**
2. my cat isblack → **My cat is black**
3. we go to schol → **We go to school**

17. True or False? Circle. (3 marks)

1. We should look at the screen as we type. — **True** / False
2. Both thumbs rest on the Space bar. — **True** / False
3. We should type with one finger only. — True / **False**

ANSWER KEY

Name _____ Date _____

ICT · Practice paper

ICT Practice Paper (6)

Typing quickly and well takes practice.

18. Typing sums. (4 marks)

1. Sara types 12 words in one minute. In 3 minutes she types **36** words.

2. Ali typed 25 words and then 15 more. He typed **40** words.

3. A page needs 50 words. Bilal has typed 32. He needs **18** more.

4. Hina makes 6 mistakes and fixes 4. **2** mistakes are left.

19. Good habit or not? Circle. (4 marks)

1. taking a short break after typing for a long time	**good habit**	not good
2. sitting with your back straight	**good habit**	not good
3. eating crisps over the keyboard	good habit	**not good**
4. banging the keys hard	good habit	**not good**

20. Match the key to its picture or job. Write the letter in the box. (3 marks)

b	1. Caps Lock	a) jumps the cursor along a space
a	2. Tab	b) types all capital letters
c	3. arrow keys	c) move the cursor up, down, left and right

ANSWER KEY

Name _____ Date _____

ICT · Practice paper

ICT Practice Paper (7)

A presentation is a group of slides.



Good slides

A good slide has a clear title, a few words and one picture that matches. We present slides in order and speak clearly.

21. Number the slides in order for a talk on "My Pet Cat". (4 marks)

1. What my cat eats **3**
2. Title: My Pet Cat **1**
3. Thank you! **4**
4. Meet my cat **2**

22. Which button would you use? Circle. (3 marks)

1. to add a new slide — **New Slide** / Delete
2. to put a photo on a slide — **Insert Picture** / Print
3. to start the slide show — Save / **Present**

23. Presenting well. Circle. (3 marks)

1. When you present, you should … — **speak clearly** / whisper
2. Look at … — the floor / **your audience**
3. Read every word from the slide? — **no, just the main points** / yes, all of it

24. True or False? Circle. (2 marks)

1. A presentation is a group of slides. — **True** / False
2. Every slide should be full of tiny words. — True / **False**

ANSWER KEY

Name _____ Date _____

ICT · Practice paper

ICT Practice Paper (8)

Code blocks run in order, from top to bottom.

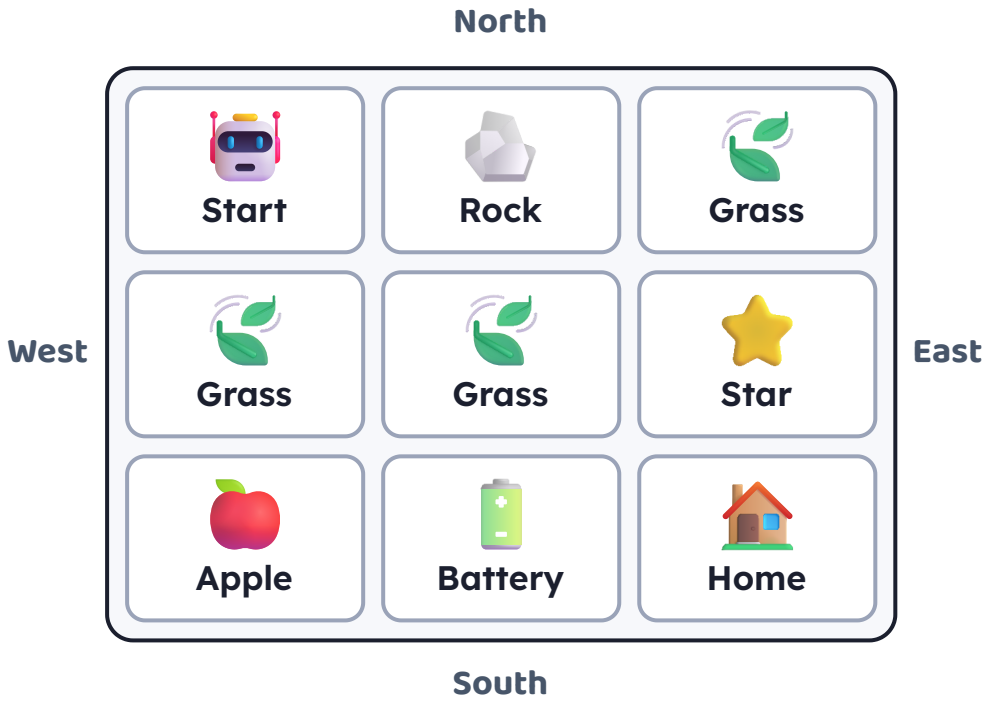

25. The robot starts at Start. Where does it stop? Circle. (4 marks)

1. ↓ ↓ — **Apple** Grass
2. ↓ → → — **Star** Home
3. ↓ ↓ → → — Battery **Home**
4. → — **Rock** Grass

26. Write the code. Use arrows. (2 marks)

1. Start to Battery: ↓ ↓ →
2. Start to Star: ↓ → →

27. Repeat blocks. (2 marks)

1. repeat 2 times: → is the same as → →
2. ↓ ↓ ↓ is the same as repeat 3 times: ↓

ANSWER KEY

Name _____ Date _____

ICT · Practice paper

ICT Practice Paper (9)

Keep your passwords and private details safe.



Passwords

A strong password is long and mixes letters, numbers and symbols. Never share it with friends. Only you and your parents should know it.

28. Who can know your password? Circle. (3 marks)

1. my parents — **yes** / no
2. my best friend — yes / **no**
3. a stranger online — yes / **no**

29. Stronger password? Circle. (3 marks)

1. cat / **Purple!Cat29Moon**
2. **Rain#Tree8Kite** / 1111
3. ali2019 / **Lion$Run47Sky**

30. Safe or not safe? Circle. (4 marks)

1. A pop-up asks for your password to win a prize. — safe / **not safe**
2. You log out after using a shared computer. — **safe** / not safe
3. You write your password on the classroom board. — safe / **not safe**
4. You tell a grown-up about a strange message. — **safe** / not safe

More free worksheets littletakhti.com

ANSWER KEY

Name _____ Date _____

ICT · Practice paper

ICT Practice Paper (10)

Use the tablet camera kindly and safely. Add up your marks from all ten pages.

photo **video** **gallery** **lens**

31. Fill in. (4 marks)

1. A still picture is a **photo** .
2. A moving picture is a **video** .
3. Photos are saved in the **gallery** .
4. Keep the camera **lens** clean.

32. OK or not OK? Circle. (4 marks)

1. Taking a photo of a flower in the garden	**OK**	not OK
2. Taking a photo of a friend without asking	OK	**not OK**
3. Sharing a photo that shows your school name	OK	**not OK**
4. Asking a grown-up before posting a photo	**OK**	not OK

33. Write two of your own photo rules. (2 marks)

1. _____

2. _____

Answers will vary.

How did I do?

I can _____ . I will practise _____ .

Answers will vary.

More free worksheets **littletakhti.com**