Name _____ Date _____

Maths · Place value to 1000

Hundreds, Tens and Ones

Read the big idea. Then fill in the boxes.





Place value

A 3-digit number has hundreds, tens and ones. In 345 there are 3 hundreds, 4 tens and 5 ones. 10 ones make 1 ten, and 10 tens make 1 hundred.

1. 345 = _____ hundreds, _____ tens, _____ ones
2. 682 = _____ hundreds, _____ tens, _____ ones
3. 507 = _____ hundreds, _____ tens, _____ ones
4. 910 = _____ hundreds, _____ ten, _____ ones

Name _____ Date _____

Maths · Place value to 1000

In Order

Write the numbers from smallest to largest.

1. 309, 390, 39: _____

2. 725, 572, 257: _____

3. 618, 681, 186: _____

4. 444, 404, 440: _____

Name _____ Date _____

Maths · Adding and subtracting with regrouping

Carrying a Ten

Read the big idea. Then add.





Carrying

When the ones add up to 10 or more, we swap 10 ones for 1 ten. 27 + 15: first 7 + 5 = 12. Write 2 in the ones and carry 1 ten. Then 2 + 1 + 1 = 4 tens. So 27 + 15 = 42.

1. 36 + 17 = _____

2. 48 + 25 = _____

3. 19 + 19 = _____

4. 57 + 26 = _____

5. 64 + 28 = _____

6. 45 + 37 = _____

Name _____ Date _____

Maths · Adding and subtracting with regrouping

Check It

Work out each answer. Then check it the other way.

We can check a take-away by adding: 52 − 27 = 25, and 25 + 27 = 52.

1. 64 − 38 = _____. Check: 26 + 38 = _____

2. 81 − 46 = _____. Check: 35 + 46 = _____

3. 230 − 115 = _____. Check: 115 + 115 = _____

4. 47 + 36 = _____. Check: 83 − 36 = _____

Name _____ Date _____

Maths · Multiplying by 3 and 4

Groups of 3

Read the big idea. Then fill in.



Groups of 3

Multiplying means adding equal groups. 4 groups of 3 apples is 3 + 3 + 3 + 3 = 12. We write 4 × 3 = 12.

1. 2 groups of 3 = _____

2. 3 + 3 + 3 = _____

3. 5 × 3 = _____

4. 3 × 3 = _____

5. 6 groups of 3 = _____

6. 3 + 3 + 3 + 3 + 3 + 3 + 3 = _____

More free worksheets **littletakhti.com**

Name _____ Date _____

Maths · Multiplying by 3 and 4

Picture Groups

Look at each picture. Write the multiplication.

12 20 16 15 24 9



1. 3 cars have 3 × 4 = _____ wheels.



2. 5 dogs have 5 × 4 = _____ legs.



3. 5 bags with 3 oranges each have 5 × 3 = _____ oranges.



4. 4 cats have 4 × 4 = _____ legs.



5. 6 horses have 6 × 4 = _____ legs.



6. 3 triangles have 3 × 3 = _____ sides.

Name _____ Date _____

Maths · Fractions of shapes and amounts

Equal Parts

Read the big idea. Then circle yes or no.



Equal parts

A fraction is a part of a whole. The parts must be equal, the same size. A pizza cut into 2 equal parts gives two halves. Cut into 4 equal parts it gives four quarters.

1. A roti cut into 2 same-size pieces shows halves. Yes No

2. A cake cut into one big and one small piece shows halves. Yes No

3. 4 equal pieces are called quarters. Yes No

4. 3 equal pieces are called thirds. Yes No

5. Parts of a fraction can be any size. Yes No

Name _____ Date _____

Maths · Fractions of shapes and amounts

Picture Fractions

Look at each picture. Fill in the answer.



1. Half of 12 mangoes is _____ mangoes.



2. A quarter of 8 biscuits is _____ biscuits.



3. Half of 6 eggs is _____ eggs.



4. A third of 9 bananas is _____ bananas.



5. Half of Rs 50 is Rs _____.



6. A quarter of 16 pencils is _____ pencils.

Name _____ Date _____

Maths · Telling time to 5 minutes

Counting in Fives

Read the big idea. Then fill in.



Minutes

A clock has a short hour hand and a long minute hand. The minute hand goes round once every hour. From one number to the next is 5 minutes. So we count in fives: 5, 10, 15, 20 and so on up to 60.

1. When the minute hand points to 1, it is _____ minutes past.
2. When it points to 2, it is _____ minutes past.
3. When it points to 4, it is _____ minutes past.
4. When it points to 7, it is _____ minutes past.
5. When it points to 10, it is _____ minutes past.
6. When it points to 12, it is _____ minutes past, o'clock.

Name _____ Date _____

Maths · Telling time to 5 minutes

My Day

Look at each picture. Write the time.



1. I wake up at 6:45. That is quarter to _____.



2. School starts at 7:_____, ten to eight.



3. Lunch is at 1:20, twenty _____ one.



4. I play at 4:35, twenty-five _____ five.



5. I go to bed at 8:_____, five to nine.

ANSWER KEY

Name _____ Date _____

Maths · Place value to 1000

Hundreds, Tens and Ones

Read the big idea. Then fill in the boxes.





Place value

A 3-digit number has hundreds, tens and ones. In 345 there are 3 hundreds, 4 tens and 5 ones. 10 ones make 1 ten, and 10 tens make 1 hundred.

1. 345 = 3 hundreds, 4 tens, 5 ones
2. 682 = 6 hundreds, 8 tens, 2 ones
3. 507 = 5 hundreds, 0 tens, 7 ones
4. 910 = 9 hundreds, 1 ten, 0 ones

ANSWER KEY

Name _____ Date _____

Maths · Place value to 1000

In Order

Write the numbers from smallest to largest.

1. 309, 390, 39: 39, 309, 390

2. 725, 572, 257: 257, 572, 725

3. 618, 681, 186: 186, 618, 681

4. 444, 404, 440: 404, 440, 444

ANSWER KEY

Name _____ Date _____

Maths · Adding and subtracting with regrouping

Carrying a Ten

Read the big idea. Then add.



Carrying

When the ones add up to 10 or more, we swap 10 ones for 1 ten. 27 + 15: first 7 + 5 = 12. Write 2 in the ones and carry 1 ten. Then 2 + 1 + 1 = 4 tens. So 27 + 15 = 42.

1. 36 + 17 = **53**

2. 48 + 25 = **73**

3. 19 + 19 = **38**

4. 57 + 26 = **83**

5. 64 + 28 = **92**

6. 45 + 37 = **82**

ANSWER KEY

Name _____ Date _____

Maths · Adding and subtracting with regrouping

Check It

Work out each answer. Then check it the other way.

We can check a take-away by adding: 52 − 27 = 25, and 25 + 27 = 52.

1. 64 − 38 = **26** . Check: 26 + 38 = **64**

2. 81 − 46 = **35** . Check: 35 + 46 = **81**

3. 230 − 115 = **115** . Check: 115 + 115 = **230**

4. 47 + 36 = **83** . Check: 83 − 36 = **47**

ANSWER KEY

Name _____ Date _____

Maths · Multiplying by 3 and 4

Groups of 3

Read the big idea. Then fill in.



Groups of 3

Multiplying means adding equal groups. 4 groups of 3 apples is 3 + 3 + 3 + 3 = 12. We write 4 × 3 = 12.

1. 2 groups of 3 = **6**

2. 3 + 3 + 3 = **9**

3. 5 × 3 = **15**

4. 3 × 3 = **9**

5. 6 groups of 3 = **18**

6. 3 + 3 + 3 + 3 + 3 + 3 + 3 = **21**

More free worksheets **littletakhti.com**

ANSWER KEY

Name _____ Date _____

Maths · Multiplying by 3 and 4

Picture Groups

Look at each picture. Write the multiplication.

12 20 16 15 24 9



1. 3 cars have 3 × 4 = **12** wheels.



2. 5 dogs have 5 × 4 = **20** legs.



3. 5 bags with 3 oranges each have 5 × 3 = **15** oranges.



4. 4 cats have 4 × 4 = **16** legs.



5. 6 horses have 6 × 4 = **24** legs.



6. 3 triangles have 3 × 3 = **9** sides.

ANSWER KEY

Name _____ Date _____

Maths · Fractions of shapes and amounts

Equal Parts

Read the big idea. Then circle yes or no.



Equal parts

A fraction is a part of a whole. The parts must be equal, the same size. A pizza cut into 2 equal parts gives two halves. Cut into 4 equal parts it gives four quarters.

1. A roti cut into 2 same-size pieces shows halves. **Yes** / No

2. A cake cut into one big and one small piece shows halves. Yes / **No**

3. 4 equal pieces are called quarters. **Yes** / No

4. 3 equal pieces are called thirds. **Yes** / No

5. Parts of a fraction can be any size. Yes / **No**

ANSWER KEY

Name _____ Date _____

Maths · Fractions of shapes and amounts

Picture Fractions

Look at each picture. Fill in the answer.



1. Half of 12 mangoes is **6** mangoes.



2. A quarter of 8 biscuits is **2** biscuits.



3. Half of 6 eggs is **3** eggs.



4. A third of 9 bananas is **3** bananas.



5. Half of Rs 50 is Rs **25** .



6. A quarter of 16 pencils is **4** pencils.

ANSWER KEY

Name _____ Date _____

Maths · Telling time to 5 minutes

Counting in Fives

Read the big idea. Then fill in.



Minutes

A clock has a short hour hand and a long minute hand. The minute hand goes round once every hour. From one number to the next is 5 minutes. So we count in fives: 5, 10, 15, 20 and so on up to 60.

1. When the minute hand points to 1, it is **5** minutes past.

2. When it points to 2, it is **10** minutes past.

3. When it points to 4, it is **20** minutes past.

4. When it points to 7, it is **35** minutes past.

5. When it points to 10, it is **50** minutes past.

6. When it points to 12, it is **0** minutes past, o'clock.

ANSWER KEY

Name _____ Date _____

Maths · Telling time to 5 minutes

My Day

Look at each picture. Write the time.



1. I wake up at 6:45. That is quarter to **seven** .



2. School starts at 7: **50** , ten to eight.



3. Lunch is at 1:20, twenty **past** one.



4. I play at 4:35, twenty-five **to** five.



5. I go to bed at 8: **55** , five to nine.