Name _____ Date _____

Maths · Multiplying 2-digit numbers

Multiplying by 10

Read the big idea. Then fill in the answers.



Times 10 and 100

When we multiply by 10, each digit moves one place to the left and a zero fills the ones place. 23 × 10 = 230. When we multiply by 100, the digits move two places: 23 × 100 = 2300.

1. 14 × 10 = _____

2. 36 × 10 = _____

3. 50 × 10 = _____

4. 7 × 100 = _____

5. 25 × 100 = _____

6. _____ × 10 = 480

Name _____ Date _____

Maths · Multiplying 2-digit numbers

Two 2-digit Numbers

Use a grid to multiply two 2-digit numbers.

12 × 13: split both numbers. 10 × 10 = 100, 10 × 3 = 30, 2 × 10 = 20, 2 × 3 = 6. Add: 100 + 30 + 20 + 6 = 156.

1. 11 × 12 = 100 + 20 + 10 + 2 = _____

2. 14 × 11 = 100 + 10 + 40 + 4 = _____

3. 21 × 13 = 200 + 60 + 10 + 3 = _____

4. 15 × 12 = 100 + 20 + 50 + 10 = _____

Name _____ Date _____

Maths · Long division basics

Sharing and Grouping

Read the big idea. Then fill in the answers.



Division

Division splits a number into equal groups. 12 ÷ 3 = 4 can mean 12 shared between 3 people (4 each) or 12 put into groups of 3 (4 groups). The number we divide is the dividend, the number we divide by is the divisor, and the answer is the quotient.

1. 12 ÷ 3 = _____

2. 20 ÷ 4 = _____

3. 35 ÷ 5 = _____

4. 42 ÷ 6 = _____

5. 56 ÷ 8 = _____

6. 81 ÷ 9 = _____

Name _____ Date _____

Maths · Long division basics

Short Division

Read the big idea. Then work out each one with the bus stop method.



Bus stop method

In short division the number sits under the bus stop and the divisor waits outside. 72 ÷ 3: 7 tens ÷ 3 = 2 tens with 1 ten left. Carry the 1 ten to the ones to make 12. 12 ÷ 3 = 4. The answer is 24.

1. 52 ÷ 4 = _____

2. 96 ÷ 6 = _____

3. 85 ÷ 5 = _____

4. 91 ÷ 7 = _____

5. 78 ÷ 3 = _____

6. 84 ÷ 6 = _____

Name _____ Date _____

Maths · Equivalent fractions

Fractions Are Equal Parts

Read the big idea. Then write the fraction.



Fractions

A fraction is part of a whole that is split into equal parts. In 3/4, the bottom number (denominator) tells how many equal parts the whole has. The top number (numerator) tells how many parts we have.

1. A pizza cut into 8 slices. 3 are eaten. _____ is eaten.

2. A cake cut into 4 pieces. 1 is left. _____ is left.

3. In 5/6, the denominator is _____.

4. In 5/6, the numerator is _____.

5. A bar of 10 squares. 7 are blue. _____ are blue.

6. A pie in 3 parts. 2 are eaten. _____ is eaten.

Name _____ Date _____

Maths · Equivalent fractions

Picture Fractions

Look at each picture. Write the equivalent fraction.



1. 2 of 4 slices is the same as _____ /2 of the pizza.



2. 4 of 8 squares is _____ /2 of the bar.



3. 3 of 6 eggs is _____ /2 of the box.



4. 2 of 8 apples is _____ /4 of the apples.



5. 6 of 9 cookies is _____ /3 of the plate.



6. 3 of 12 slices is _____ /4 of the pie.

Name _____ Date _____

Maths · Area and perimeter

What Is Perimeter?

Read the big idea. Then fill in the blanks.



Perimeter

Perimeter is the distance all the way around the edge of a shape. To find it, add the lengths of all the sides. A fence around a garden or a frame around a picture shows the perimeter. We measure it in cm or m.

1. A square with sides of 3 cm has a perimeter of _____ cm.
2. A triangle with sides 4 cm, 4 cm and 4 cm has a perimeter of _____ cm.
3. A rectangle 5 cm long and 2 cm wide has a perimeter of _____ cm.
4. Perimeter is measured in cm or _____.

Name _____ Date _____

Maths · Area and perimeter

Real-Life Measuring

Look at each picture. Fill in the answer.



1. A photo 20 cm by 10 cm needs a frame _____ cm long.



2. A floor 4 m by 3 m needs _____ square tiles of 1 sq m.



3. A park 50 m by 30 m has a path around it _____ m long.



4. A sheet 2 m by 2 m has an area of _____ sq m.



5. A notebook 20 cm by 15 cm has a perimeter of _____ cm.



6. A garden 6 m by 5 m has an area of _____ sq m.

Name _____ Date _____

Maths · Roman numerals

Numbers from Rome

Read the big idea. Then fill in the blanks.





Roman numerals

Long ago, the people of Ancient Rome wrote numbers with letters. We still see Roman numerals on clocks, in books and on buildings. I = 1, V = 5, X = 10, L = 50, C = 100. There is no Roman numeral for zero.

1. I = _____

2. V = _____

3. X = _____

4. L = _____

5. C = _____

6. The Romans had no symbol for _____.

More free worksheets **littletakhti.com**

Name _____ Date _____

Maths · Roman numerals

Roman Numerals Around Us

Look at each picture. Fill in the number.



1. The clock's hour hand points to IX. It is _____ o'clock.



2. Chapter XIV is chapter _____.



3. A cricket team has eleven players: _____.



4. Class III is Grade _____.



5. Month XII of the year is _____.



6. A sign says Gate XXV. That is gate _____.

ANSWER KEY

Name _____ Date _____

Maths · Multiplying 2-digit numbers

Multiplying by 10

Read the big idea. Then fill in the answers.



Times 10 and 100

When we multiply by 10, each digit moves one place to the left and a zero fills the ones place. 23 × 10 = 230. When we multiply by 100, the digits move two places: 23 × 100 = 2300.

1. 14 × 10 = **140**

2. 36 × 10 = **360**

3. 50 × 10 = **500**

4. 7 × 100 = **700**

5. 25 × 100 = **2500**

6. **48** × 10 = 480

More free worksheets **littletakhti.com**

ANSWER KEY

Name _____ Date _____

Maths · Multiplying 2-digit numbers

Two 2-digit Numbers

Use a grid to multiply two 2-digit numbers.

12 × 13: split both numbers. 10 × 10 = 100, 10 × 3 = 30, 2 × 10 = 20, 2 × 3 = 6. Add: 100 + 30 + 20 + 6 = 156.

1. 11 × 12 = 100 + 20 + 10 + 2 = **132**
2. 14 × 11 = 100 + 10 + 40 + 4 = **154**
3. 21 × 13 = 200 + 60 + 10 + 3 = **273**
4. 15 × 12 = 100 + 20 + 50 + 10 = **180**

ANSWER KEY

Name _____ Date _____

Maths · Long division basics

Sharing and Grouping

Read the big idea. Then fill in the answers.



Division

Division splits a number into equal groups. 12 ÷ 3 = 4 can mean 12 shared between 3 people (4 each) or 12 put into groups of 3 (4 groups). The number we divide is the dividend, the number we divide by is the divisor, and the answer is the quotient.

1. 12 ÷ 3 = **4**

2. 20 ÷ 4 = **5**

3. 35 ÷ 5 = **7**

4. 42 ÷ 6 = **7**

5. 56 ÷ 8 = **7**

6. 81 ÷ 9 = **9**

ANSWER KEY

Name _____ Date _____

Maths · Long division basics

Short Division

Read the big idea. Then work out each one with the bus stop method.



Bus stop method

In short division the number sits under the bus stop and the divisor waits outside. 72 ÷ 3: 7 tens ÷ 3 = 2 tens with 1 ten left. Carry the 1 ten to the ones to make 12. 12 ÷ 3 = 4. The answer is 24.

1. 52 ÷ 4 = **13**

2. 96 ÷ 6 = **16**

3. 85 ÷ 5 = **17**

4. 91 ÷ 7 = **13**

5. 78 ÷ 3 = **26**

6. 84 ÷ 6 = **14**

ANSWER KEY

Name _____ Date _____

Maths · Equivalent fractions

Fractions Are Equal Parts

Read the big idea. Then write the fraction.



Fractions

A fraction is part of a whole that is split into equal parts. In 3/4, the bottom number (denominator) tells how many equal parts the whole has. The top number (numerator) tells how many parts we have.

1. A pizza cut into 8 slices. 3 are eaten. **3/8** is eaten.

2. A cake cut into 4 pieces. 1 is left. **1/4** is left.

3. In 5/6, the denominator is **6**.

4. In 5/6, the numerator is **5**.

5. A bar of 10 squares. 7 are blue. **7/10** are blue.

6. A pie in 3 parts. 2 are eaten. **2/3** is eaten.

ANSWER KEY

Name _____ Date _____

Maths · Equivalent fractions

Picture Fractions

Look at each picture. Write the equivalent fraction.



1. 2 of 4 slices is the same as **1** /2 of the pizza.



2. 4 of 8 squares is **1** /2 of the bar.



3. 3 of 6 eggs is **1** /2 of the box.



4. 2 of 8 apples is **1** /4 of the apples.



5. 6 of 9 cookies is **2** /3 of the plate.



6. 3 of 12 slices is **1** /4 of the pie.

ANSWER KEY

Name _____ Date _____

Maths · Area and perimeter

What Is Perimeter?

Read the big idea. Then fill in the blanks.



Perimeter

Perimeter is the distance all the way around the edge of a shape. To find it, add the lengths of all the sides. A fence around a garden or a frame around a picture shows the perimeter. We measure it in cm or m.

1. A square with sides of 3 cm has a perimeter of **12** cm.
2. A triangle with sides 4 cm, 4 cm and 4 cm has a perimeter of **12** cm.
3. A rectangle 5 cm long and 2 cm wide has a perimeter of **14** cm.
4. Perimeter is measured in cm or **m** .

ANSWER KEY

Name _____ Date _____

Maths · Area and perimeter

Real-Life Measuring

Look at each picture. Fill in the answer.



1. A photo 20 cm by 10 cm needs a frame **60** cm long.



2. A floor 4 m by 3 m needs **12** square tiles of 1 sq m.



3. A park 50 m by 30 m has a path around it **160** m long.



4. A sheet 2 m by 2 m has an area of **4** sq m.



5. A notebook 20 cm by 15 cm has a perimeter of **70** cm.



6. A garden 6 m by 5 m has an area of **30** sq m.

ANSWER KEY

Name _____ Date _____

Maths · Roman numerals

Numbers from Rome

Read the big idea. Then fill in the blanks.





Roman numerals

Long ago, the people of Ancient Rome wrote numbers with letters. We still see Roman numerals on clocks, in books and on buildings. I = 1, V = 5, X = 10, L = 50, C = 100. There is no Roman numeral for zero.

1. I = **1**

2. V = **5**

3. X = **10**

4. L = **50**

5. C = **100**

6. The Romans had no symbol for **zero** .

ANSWER KEY

Name _____ Date _____

Maths · Roman numerals

Roman Numerals Around Us

Look at each picture. Fill in the number.



1. The clock's hour hand points to IX. It is **9** o'clock.



2. Chapter XIV is chapter **14**.



3. A cricket team has eleven players: **XI**.



4. Class III is Grade **3**.



5. Month XII of the year is **December**.



6. A sign says Gate XXV. That is gate **25**.