Name _____ Date _____

Maths · Making 10 and fact families

Make 10

Read the big idea. Then fill in the bonds to 10.



Bonds to 10

Ten is a very useful number. Two numbers that add up to 10 are a bond to 10, like 6 and 4. Hold up 10 fingers, fold some down, and you can see a bond to 10.

1. 6 + _____ = 10 **2.** 3 + _____ = 10 **3.** 8 + _____ = 10

4. 5 + _____ = 10 **5.** 1 + _____ = 10 **6.** _____ + 0 = 10

7. 7 + _____ = 10 **8.** _____ + 4 = 10 **9.** 2 + _____ = 10

Do they make 10? Circle yes or no.

1. 4 and 6	Yes	No
2. 3 and 8	Yes	No
3. 5 and 5	Yes	No
4. 2 and 7	Yes	No
5. 9 and 1	Yes	No
6. 6 and 3	Yes	No

1. Ali has 7 marbles. How many more does he need to have 10?

_____

2. There are 10 seats. 4 are full. _____ seats are empty.

Name _____ Date _____

Maths · Making 10 and fact families

Dots to 10

Add the two groups. Then write how many more make 10.

A. Add the dots.

1.  + = ☐

2.  +  = ☐

3.  +  = ☐

4.  +  = ☐

B. How many more make 10?

1. 8 → _____
2. 3 → _____
3. 6 → _____
4. 1 → _____
5. 5 → _____
6. 9 → _____

C. Add the dots.

1.  +  = ☐

2.  +  = ☐

D. Find all the bonds to 10.

1. 0 + _____
2. 1 + _____
3. 2 + _____
4. 3 + _____
5. 4 + _____
6. 5 + _____

1. A ten frame has 10 boxes. 8 have counters. _____ are empty.

Name _____ Date _____

Maths · Making 10 and fact families

Add by Making 10

Read the steps. Then add by making 10.

8 + 5: 8 needs 2 to make 10. Split 5 into 2 and 3. 8 + 2 = 10, then 10 + 3 = 13. So 8 + 5 = 13.

1. 9 + 4 = 10 + _____ = _____
2. 8 + 6 = 10 + _____ = _____
3. 7 + 5 = 10 + _____ = _____
4. 9 + 7 = 10 + _____ = _____
5. 8 + 3 = 10 + _____ = _____
6. 6 + 5 = 10 + _____ = _____
7. 9 + 9 = 10 + _____ = _____
8. 7 + 6 = 10 + _____ = _____

Solve by making 10.

1. Hamza has 9 cards. He gets 5 more. He has _____ cards.

2. There are 8 girls and 7 boys. There are _____ children.

3. A hen lays 6 eggs on Monday and 7 on Tuesday. She lays _____ eggs.

4. Sara reads 9 pages and then 6 more. She reads _____ pages.

Make 10 first: which number needs only a little more to reach 10? Start with that one.

Name _____ Date _____

Maths · Making 10 and fact families

Make 10 to Add

Add. Make 10 first in your head.

A. Add.

1. 9 + 2 = ____
2. 8 + 4 = ____
3. 7 + 7 = ____
4. 9 + 6 = ____
5. 8 + 8 = ____
6. 7 + 4 = ____
7. 9 + 8 = ____
8. 6 + 6 = ____
9. 8 + 9 = ____

B. Fill in the missing number.

1. 9 + ____ = 12
2. 8 + ____ = 15
3. 7 + ____ = 13
4. ____ + 5 = 14

C. Circle the right answer.

1. 9 + 5	13	14	15
2. 8 + 6	14	13	12
3. 7 + 8	16	14	15
4. 6 + 7	13	12	14
5. 9 + 9	17	18	19

D. Word problems.

1. There are 8 red balloons and 5 blue balloons. There are ____ balloons.
2. Zain scores 7 goals and Bilal scores 6. Together they score ____ goals.
3. Ammi buys 9 apples and 4 pears. She buys ____ fruits.

Name _____ Date _____

Maths · Making 10 and fact families

Take Away From 10

Subtract from 10.

If 6 + 4 = 10, then 10 − 4 = 6 and 10 − 6 = 4.

1. 10 − 4 = _____
2. 10 − 7 = _____
3. 10 − 1 = _____
4. 10 − 5 = _____
5. 10 − 8 = _____
6. 10 − 3 = _____
7. 10 − 10 = _____
8. 10 − 6 = _____
9. 10 − 9 = _____

And from 20!

1. 20 − 4 = _____
2. 20 − 8 = _____
3. 20 − 10 = _____

Solve.

1. There are 10 birds on a tree. 3 fly away. _____ birds are left.
2. Hira has 10 sweets. She eats 4. She has _____ left.
3. There are 20 children. 5 go home. _____ are left.
4. A box has 10 crayons. 8 are used up. _____ are left.

Circle the bond that helps.

1. 10 − 6 = ? — 6 + 4 = 10 | 5 + 5 = 10
2. 10 − 3 = ? — 3 + 7 = 10 | 2 + 8 = 10

Name _____ Date _____

Maths · Making 10 and fact families

Fact Families

Read the big idea. Then complete the family.



Fact families

A fact family is three numbers that work together, like 3, 7 and 10. They make two adding facts and two taking away facts: 3 + 7 = 10, 7 + 3 = 10, 10 − 3 = 7, 10 − 7 = 3.

Family: 4, 6, 10

1. 4 + 6 = _____
2. 6 + 4 = _____
3. 10 − 4 = _____
4. 10 − 6 = _____

Family: 2, 8, 10

1. 2 + 8 = _____
2. 8 + _____ = 10
3. 10 − _____ = 8
4. 10 − 8 = _____

Family: 5, 5, 10

1. 5 + 5 = _____
2. 10 − 5 = _____

Use the family to solve.

1. There are 10 children. 3 are boys. _____ are girls.

2. There are 7 girls and 3 boys. There are _____ children.

Draw a fact family house for 1, 9 and 10. Write the four facts.

Name _____ Date _____

Maths · Making 10 and fact families

Bigger Fact Families

Write the four facts for each family.

Family: 8, 5, 13

1. 8 + 5 = _____
2. 5 + 8 = _____
3. 13 − 8 = _____
4. 13 − 5 = _____

Family: 9, 6, 15

1. 9 + 6 = _____
2. 6 + 9 = _____
3. 15 − 9 = _____
4. 15 − 6 = _____

Which fact is NOT in the family 7, 4, 11?

1. 7 + 4 = 11 | 11 − 7 = 4 | 7 − 4 = 11

2. Which number is missing? 12, 5, ___ — 7 | 17 | 10

Family: 7, 4, 11

1. 7 + 4 = _____
2. 4 + 7 = _____
3. 11 − 7 = _____
4. 11 − 4 = _____

Use a fact family.

1. There are 14 cakes. 6 are chocolate. _____ are not chocolate.

2. 8 + 6 = 14, so 14 − 8 = _____.

Name _____ Date _____

Maths · Making 10 and fact families

Count On and Count Back

Count on to add. Count back to take away.

Count on: start at the bigger number and count up. Count back: start at the first number and count down.

1. Start at 9. Count on 3. → _____

2. Start at 14. Count on 4. → _____

3. Start at 11. Count back 2. → _____

4. Start at 17. Count back 5. → _____

5. Start at 6. Count on 7. → _____

6. Start at 20. Count back 3. → _____

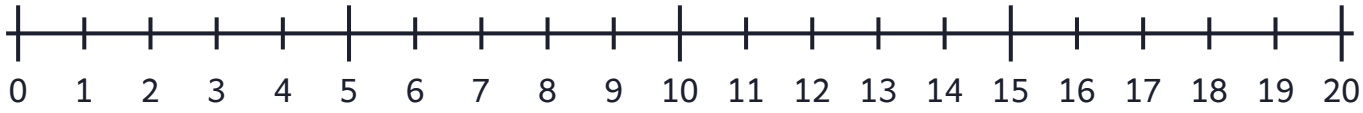

Solve by counting on or back.

1. Bilal is on step 12. He climbs 5 more. He is on step _____.

2. The bus has 15 people. 4 get off. _____ people are on the bus.

3. Sara has 8 stickers. She gets 6 more. She has _____ stickers.

4. There are 19 fish. 7 swim away. _____ are left.

Count back from 20 in ones.

1. 20, 19, _____, _____, 16, _____, 14, _____

Name _____ Date _____

Maths · Making 10 and fact families

Picture Problems

Look at each picture. Read and solve.



1. There are 8 apples on a plate. Ammi adds 5 more. There are _____ apples.



2. Zara has 10 balloons. 3 fly away. She has _____ balloons left.



3. 7 ducks swim in a pond. 6 more come. There are _____ ducks.



4. Ali bakes 15 cookies. He eats 6. _____ cookies are left.



5. 9 fish are in one tank and 9 in another. There are _____ fish.



6. Hira has 12 pencils. She gives 2 away. She has _____ pencils.

Make your own: read and solve.

1. A garden has 9 roses and 8 tulips. There are _____ flowers.

2. There are 16 cars in a car park. 9 drive away. _____ cars are left.

Draw a picture for: 6 + 5 = 11

Name _____ Date _____

Maths · Making 10 and fact families

Exit Ticket

Show what you can do.

1. 7 + ____ = 10

2. 9 + 5 = ____

3. 10 − 6 = ____

4. 8 + 7 = ____

5. Start at 16. Count back 4. → ____

6. Family 6, 8, 14: 14 − 6 = ____

Write a fact family for 5, 7 and 12: _____

True or false?

1. 4 + 6 = 10	True	False
2. 9 + 4 = 14	True	False
3. 10 − 3 = 7	True	False
4. 13 − 5 = 8	True	False

1. There are 9 boys and 6 girls. There are ____ children.

2. There are 12 pears. 7 are eaten. ____ are left.

Show how you made 10 for 8 + 5.

More free worksheets **littletakhti.com**

Name _____ Date _____

Maths · Making 10 and fact families

Make 10 Warm-up ★

Start here if bonds to 10 are new. Use your fingers.

A. Add the dots.

1.  + = ☐

2.  +  = ☐

3.  +  = ☐

B. Use your fingers. How many more make 10?

1. 9 + _____ = 10
2. 7 + _____ = 10
3. 5 + _____ = 10
4. 4 + _____ = 10
5. 2 + _____ = 10
6. 0 + _____ = 10

C. Take away from 10.

1. 10 − 1 = _____
2. 10 − 2 = _____
3. 10 − 5 = _____

D. Count on.

1. 5, 6, 7, _____, _____, _____
2. 10, 11, 12, _____, _____

E. Circle the pair that makes 10.

1. 3 and 7 | 3 and 6
2. 8 and 1 | 8 and 2
3. 5 and 5 | 5 and 4

Draw 10 dots: 6 red and 4 blue.

Name _____ Date _____

Maths · Making 10 and fact families

Make 10 Challenge ★★★

Think carefully. Show your thinking.

A. True or false?

1. 7 + 3 = 10 — True / False
2. 8 + 5 = 12 — True / False
3. 10 − 4 = 6 — True / False
4. 9 + 6 = 10 + 5 — True / False
5. 5, 9, 14 is a fact family. — True / False
6. 6 + 7 = 14 — True / False

B. Spot the mistake. Write the right answer.

1. Hamza says 9 + 7 = 15. It is _____.
2. Zara says 13 − 5 = 9. It is _____.
3. Ali says 8 + 4 = 10 + 3. It is 10 + _____.

C. Puzzles.

1. Two numbers make 10. One is 4 more than the other. They are _____ and _____.
2. I am a fact family with 6 and 11. My third number is _____.
3. 8 + ? = 6 + 9. The missing number is _____.

Name _____ Date _____

Maths · Making 10 and fact families

Topic Test: Making 10 and fact families (1)

Answer every question. Ask a grown-up to mark it out of 26.

Score: _____ / 26 ★ 0 to 12 keep practising ★★ 13 to 20 good work ★★★ 21 to 26 super!

1. Bonds to 10. (6 marks)

1. 4 + _____ = 10
2. 9 + _____ = 10
3. _____ + 7 = 10
4. 10 − 2 = _____
5. 10 − 5 = _____
6. 10 − 7 = _____

2. Add by making 10. (6 marks)

1. 9 + 3 = _____
2. 8 + 5 = _____
3. 7 + 6 = _____
4. 9 + 8 = _____
5. 8 + 7 = _____
6. 6 + 5 = _____

3. Do they make 10? (4 marks)

1. 3 and 7 — Yes / No
2. 4 and 5 — Yes / No
3. 8 and 2 — Yes / No
4. 6 and 3 — Yes / No

Working space: draw dots or a number line.

Tip: for 8 + 4, think 8 + 2 = 10, then 10 + 2 = 12.

Name _____ Date _____

Maths · Making 10 and fact families

Topic Test: Making 10 and fact families (2)

Answer every question. Add up your marks from both pages.

4. Complete the fact family 7, 5, 12. (4 marks)

1. 7 + 5 = _____
2. 5 + 7 = _____
3. 12 − 7 = _____
4. 12 − 5 = _____

5. Count on and count back. (2 marks)

1. Start at 13. Count on 4. → _____
2. Start at 15. Count back 6. → _____

6. Picture problems. (4 marks)

1. There are 9 birds on a wire. 4 more land. There are _____ birds.
2. Sana has 10 bangles. She gives 6 to her sister. She has _____ left.
3. 8 red cars and 8 blue cars. There are _____ cars.
4. 14 children are in the park. 5 go home. _____ are still in the park.

How did I do? Write one bond to 10 you know.

_____ + _____ = 10

Working space

Name _____ Date _____

Maths · Making 10 and fact families

Word Mat: Making 10 and fact families

Keep this mat on the table while you work. Read the facts together.

Bonds to 10: 0 + 10 · 1 + 9 · 2 + 8 · 3 + 7 · 4 + 6 · 5 + 5 · 6 + 4 · 7 + 3 · 8 + 2 · 9 + 1 · 10 + 0

Make 10 to add: 9 + 5 → 9 + 1 + 4 → 10 + 4 = 14 · 8 + 6 → 8 + 2 + 4 → 10 + 4 = 14

A fact family (3, 7, 10): 3 + 7 = 10 · 7 + 3 = 10 · 10 − 3 = 7 · 10 − 7 = 3

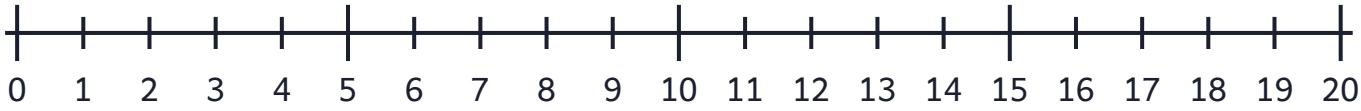

Maths words: **add**, plus, altogether, total · **take away**, minus, left · **count on**: go up the number line · **count back**: go down the number line · **bond**: two numbers that make a whole

bond **make 10** **add** **take away** **fact family** **count on** **count back** **total**

Doubles: 5 + 5 = 10 · 6 + 6 = 12 · 7 + 7 = 14 · 8 + 8 = 16 · 9 + 9 = 18 · 10 + 10 = 20

Draw a ten frame and show 7 + 3.

ANSWER KEY

Name _____ Date _____

Maths · Making 10 and fact families

Make 10

Read the big idea. Then fill in the bonds to 10.



Bonds to 10

Ten is a very useful number. Two numbers that add up to 10 are a bond to 10, like 6 and 4. Hold up 10 fingers, fold some down, and you can see a bond to 10.

1. 6 + **4** = 10
2. 3 + **7** = 10
3. 8 + **2** = 10
4. 5 + **5** = 10
5. 1 + **9** = 10
6. **10** + 0 = 10
7. 7 + **3** = 10
8. **6** + 4 = 10
9. 2 + **8** = 10

Do they make 10? Circle yes or no.

1. 4 and 6 — **Yes** / No
2. 3 and 8 — Yes / **No**
3. 5 and 5 — **Yes** / No
4. 2 and 7 — Yes / **No**
5. 9 and 1 — **Yes** / No
6. 6 and 3 — Yes / **No**

1. Ali has 7 marbles. How many more does he need to have 10?
   3

2. There are 10 seats. 4 are full. **6** seats are empty.

More free worksheets **littletakhti.com**

ANSWER KEY

Name _____ Date _____

Maths · Making 10 and fact families

Dots to 10

Add the two groups. Then write how many more make 10.

A. Add the dots.

1. 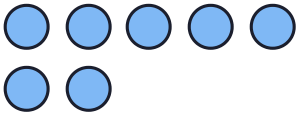 +  = **10**

2.  +  = **10**

3.  +  = **10**

4.  +  = **10**

B. How many more make 10?

1. 8 → **2**
2. 3 → **7**
3. 6 → **4**
4. 1 → **9**
5. 5 → **5**
6. 9 → **1**

C. Add the dots.

1.  = **10**

2.  +  = **10**

D. Find all the bonds to 10.

1. 0 + **10**
2. 1 + **9**
3. 2 + **8**
4. 3 + **7**
5. 4 + **6**
6. 5 + **5**

1. A ten frame has 10 boxes. 8 have counters. **2** are empty.

ANSWER KEY

Name _____ Date _____

Maths · Making 10 and fact families

Add by Making 10

Read the steps. Then add by making 10.

8 + 5: 8 needs 2 to make 10. Split 5 into 2 and 3. 8 + 2 = 10, then 10 + 3 = 13. So 8 + 5 = 13.

1. 9 + 4 = 10 + 3 = 13
2. 8 + 6 = 10 + 4 = 14
3. 7 + 5 = 10 + 2 = 12
4. 9 + 7 = 10 + 6 = 16
5. 8 + 3 = 10 + 1 = 11
6. 6 + 5 = 10 + 1 = 11
7. 9 + 9 = 10 + 8 = 18
8. 7 + 6 = 10 + 3 = 13

Solve by making 10.

1. Hamza has 9 cards. He gets 5 more. He has 14 cards.

2. There are 8 girls and 7 boys. There are 15 children.

3. A hen lays 6 eggs on Monday and 7 on Tuesday. She lays 13 eggs.

4. Sara reads 9 pages and then 6 more. She reads 15 pages.

Make 10 first: which number needs only a little more to reach 10? Start with that one.

ANSWER KEY

Name _____ Date _____

Maths · Making 10 and fact families

Make 10 to Add

Add. Make 10 first in your head.

A. Add.

1. 9 + 2 = **11**
2. 8 + 4 = **12**
3. 7 + 7 = **14**
4. 9 + 6 = **15**
5. 8 + 8 = **16**
6. 7 + 4 = **11**
7. 9 + 8 = **17**
8. 6 + 6 = **12**
9. 8 + 9 = **17**

B. Fill in the missing number.

1. 9 + **3** = 12
2. 8 + **7** = 15
3. 7 + **6** = 13
4. **9** + 5 = 14

C. Circle the right answer.

1. 9 + 5 — 13, **14**, 15
2. 8 + 6 — **14**, 13, 12
3. 7 + 8 — 16, 14, **15**
4. 6 + 7 — **13**, 12, 14
5. 9 + 9 — 17, **18**, 19

D. Word problems.

1. There are 8 red balloons and 5 blue balloons. There are **13** balloons.
2. Zain scores 7 goals and Bilal scores 6. Together they score **13** goals.
3. Ammi buys 9 apples and 4 pears. She buys **13** fruits.

ANSWER KEY

Name _____ Date _____

Maths · Making 10 and fact families

Take Away From 10

Subtract from 10.

If 6 + 4 = 10, then 10 − 4 = 6 and 10 − 6 = 4.

1. 10 − 4 = 6
2. 10 − 7 = 3
3. 10 − 1 = 9
4. 10 − 5 = 5
5. 10 − 8 = 2
6. 10 − 3 = 7
7. 10 − 10 = 0
8. 10 − 6 = 4
9. 10 − 9 = 1

And from 20!

1. 20 − 4 = 16
2. 20 − 8 = 12
3. 20 − 10 = 10

Solve.

1. There are 10 birds on a tree. 3 fly away. 7 birds are left.
2. Hira has 10 sweets. She eats 4. She has 6 left.
3. There are 20 children. 5 go home. 15 are left.
4. A box has 10 crayons. 8 are used up. 2 are left.

Circle the bond that helps.

1. 10 − 6 = ? **6 + 4 = 10** 5 + 5 = 10
2. 10 − 3 = ? **3 + 7 = 10** 2 + 8 = 10

ANSWER KEY

Name _____ Date _____

Maths · Making 10 and fact families

Fact Families

Read the big idea. Then complete the family.

Fact families



A fact family is three numbers that work together, like 3, 7 and 10. They make two adding facts and two taking away facts: 3 + 7 = 10, 7 + 3 = 10, 10 − 3 = 7, 10 − 7 = 3.

Family: 4, 6, 10

1. 4 + 6 = **10**
2. 6 + 4 = **10**
3. 10 − 4 = **6**
4. 10 − 6 = **4**

Family: 2, 8, 10

1. 2 + 8 = **10**
2. 8 + **2** = 10
3. 10 − **2** = 8
4. 10 − 8 = **2**

Family: 5, 5, 10

1. 5 + 5 = **10**
2. 10 − 5 = **5**

Use the family to solve.

1. There are 10 children. 3 are boys. **7** are girls.

2. There are 7 girls and 3 boys. There are **10** children.

Draw a fact family house for 1, 9 and 10. Write the four facts.

_____ _____

_____ _____

Answers will vary.

ANSWER KEY

Name _____ Date _____

Maths · Making 10 and fact families

Bigger Fact Families

Write the four facts for each family.

Family: 8, 5, 13

1. 8 + 5 = **13**
2. 5 + 8 = **13**
3. 13 − 8 = **5**
4. 13 − 5 = **8**

Family: 9, 6, 15

1. 9 + 6 = **15**
2. 6 + 9 = **15**
3. 15 − 9 = **6**
4. 15 − 6 = **9**

Which fact is NOT in the family 7, 4, 11?

1. 7 + 4 = 11 | 11 − 7 = 4 | **7 − 4 = 11**

2. Which number is missing? 12, 5, ___ **7** | 17 | 10

Family: 7, 4, 11

1. 7 + 4 = **11**
2. 4 + 7 = **11**
3. 11 − 7 = **4**
4. 11 − 4 = **7**

Use a fact family.

1. There are 14 cakes. 6 are chocolate. **8** are not chocolate.

2. 8 + 6 = 14, so 14 − 8 = **6** .

ANSWER KEY

Name _____ Date _____

Maths · Making 10 and fact families

Count On and Count Back

Count on to add. Count back to take away.

Count on: start at the bigger number and count up. Count back: start at the first number and count down.

1. Start at 9. Count on 3. → **12**

2. Start at 14. Count on 4. → **18**

3. Start at 11. Count back 2. → **9**

4. Start at 17. Count back 5. → **12**

5. Start at 6. Count on 7. → **13**

6. Start at 20. Count back 3. → **17**

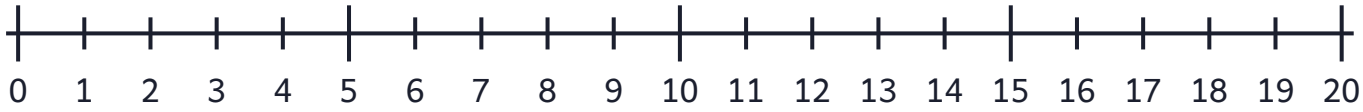

Solve by counting on or back.

1. Bilal is on step 12. He climbs 5 more. He is on step **17** .

2. The bus has 15 people. 4 get off. **11** people are on the bus.

3. Sara has 8 stickers. She gets 6 more. She has **14** stickers.

4. There are 19 fish. 7 swim away. **12** are left.

Count back from 20 in ones.

1. 20, 19, **18** , **17** , 16, **15** , 14, **13**

ANSWER KEY

Name _____ Date _____

Maths · Making 10 and fact families

Picture Problems

Look at each picture. Read and solve.



1. There are 8 apples on a plate. Ammi adds 5 more. There are **13** apples.



2. Zara has 10 balloons. 3 fly away. She has **7** balloons left.



3. 7 ducks swim in a pond. 6 more come. There are **13** ducks.



4. Ali bakes 15 cookies. He eats 6. **9** cookies are left.



5. 9 fish are in one tank and 9 in another. There are **18** fish.



6. Hira has 12 pencils. She gives 2 away. She has **10** pencils.

Make your own: read and solve.

1. A garden has 9 roses and 8 tulips. There are **17** flowers.

2. There are 16 cars in a car park. 9 drive away. **7** cars are left.

Draw a picture for: 6 + 5 = 11

Drawings will vary.

ANSWER KEY

Name _____ Date _____

Maths · Making 10 and fact families

Exit Ticket

Show what you can do.

1. 7 + **3** = 10

2. 9 + 5 = **14**

3. 10 − 6 = **4**

4. 8 + 7 = **15**

5. Start at 16. Count back 4. → **12**

6. Family 6, 8, 14: 14 − 6 = **8**

Write a fact family for 5, 7 and 12: _____

_____

Answers will vary.

True or false?

1. 4 + 6 = 10	**True**	False
2. 9 + 4 = 14	True	**False**
3. 10 − 3 = 7	**True**	False
4. 13 − 5 = 8	**True**	False

1. There are 9 boys and 6 girls. There are **15** children.

2. There are 12 pears. 7 are eaten. **5** are left.

Show how you made 10 for 8 + 5.

Drawings will vary.

ANSWER KEY

Name _____ Date _____

Maths · Making 10 and fact families

Make 10 Warm-up ★

Start here if bonds to 10 are new. Use your fingers.

A. Add the dots.

1.  +  = **10**

2.  +  = **10**

3.  +  = **10**

B. Use your fingers. How many more make 10?

1. 9 + **1** = 10
2. 7 + **3** = 10
3. 5 + **5** = 10
4. 4 + **6** = 10
5. 2 + **8** = 10
6. 0 + **10** = 10

C. Take away from 10.

1. 10 − 1 = **9**
2. 10 − 2 = **8**
3. 10 − 5 = **5**

D. Count on.

1. 5, 6, 7, **8** , **9** , **10**
2. 10, 11, 12, **13** , **14**

E. Circle the pair that makes 10.

1. **3 and 7** 3 and 6
2. 8 and 1 **8 and 2**
3. **5 and 5** 5 and 4

Draw 10 dots: 6 red and 4 blue.

Drawings will vary.

ANSWER KEY

Name _____ Date _____

Maths · Making 10 and fact families

Make 10 Challenge ★★★

Think carefully. Show your thinking.

A. True or false?

1. 7 + 3 = 10 — **True** / False
2. 8 + 5 = 12 — True / **False**
3. 10 − 4 = 6 — **True** / False
4. 9 + 6 = 10 + 5 — **True** / False
5. 5, 9, 14 is a fact family. — **True** / False
6. 6 + 7 = 14 — True / **False**

B. Spot the mistake. Write the right answer.

1. Hamza says 9 + 7 = 15. It is **16**.
2. Zara says 13 − 5 = 9. It is **8**.
3. Ali says 8 + 4 = 10 + 3. It is 10 + **2**.

C. Puzzles.

1. Two numbers make 10. One is 4 more than the other. They are **3** and **7**.
2. I am a fact family with 6 and 11. My third number is **5**.
3. 8 + ? = 6 + 9. The missing number is **7**.

ANSWER KEY

Name _____ Date _____

Maths · Making 10 and fact families

Topic Test: Making 10 and fact families (1)

Answer every question. Ask a grown-up to mark it out of 26.

Score: _____ / 26 ★ 0 to 12 keep practising ★★ 13 to 20 good work ★★★ 21 to 26 super!

1. Bonds to 10. (6 marks)

1. 4 + **6** = 10
2. 9 + **1** = 10
3. **3** + 7 = 10
4. 10 − 2 = **8**
5. 10 − 5 = **5**
6. 10 − 7 = **3**

2. Add by making 10. (6 marks)

1. 9 + 3 = **12**
2. 8 + 5 = **13**
3. 7 + 6 = **13**
4. 9 + 8 = **17**
5. 8 + 7 = **15**
6. 6 + 5 = **11**

3. Do they make 10? (4 marks)

1. 3 and 7 — **Yes** / No
2. 4 and 5 — Yes / **No**
3. 8 and 2 — **Yes** / No
4. 6 and 3 — Yes / **No**

Working space: draw dots or a number line.

Drawings will vary.

Tip: for 8 + 4, think 8 + 2 = 10, then 10 + 2 = 12.

ANSWER KEY

Name _____ Date _____

Maths · Making 10 and fact families

Topic Test: Making 10 and fact families (2)

Answer every question. Add up your marks from both pages.

4. Complete the fact family 7, 5, 12. (4 marks)

1. 7 + 5 = **12**
2. 5 + 7 = **12**
3. 12 − 7 = **5**
4. 12 − 5 = **7**

5. Count on and count back. (2 marks)

1. Start at 13. Count on 4. → **17**
2. Start at 15. Count back 6. → **9**

6. Picture problems. (4 marks)

1. There are 9 birds on a wire. 4 more land. There are **13** birds.
2. Sana has 10 bangles. She gives 6 to her sister. She has **4** left.
3. 8 red cars and 8 blue cars. There are **16** cars.
4. 14 children are in the park. 5 go home. **9** are still in the park.

How did I do? Write one bond to 10 you know.

_____ + _____ = 10

Answers will vary.

Working space

Drawings will vary.

ANSWER KEY

Name _____ Date _____

Maths · Making 10 and fact families

Word Mat: Making 10 and fact families

Keep this mat on the table while you work. Read the facts together.

Bonds to 10: 0 + 10 · 1 + 9 · 2 + 8 · 3 + 7 · 4 + 6 · 5 + 5 · 6 + 4 · 7 + 3 · 8 + 2 · 9 + 1 · 10 + 0

Make 10 to add: 9 + 5 → 9 + 1 + 4 → 10 + 4 = 14 · 8 + 6 → 8 + 2 + 4 → 10 + 4 = 14

A fact family (3, 7, 10): 3 + 7 = 10 · 7 + 3 = 10 · 10 − 3 = 7 · 10 − 7 = 3

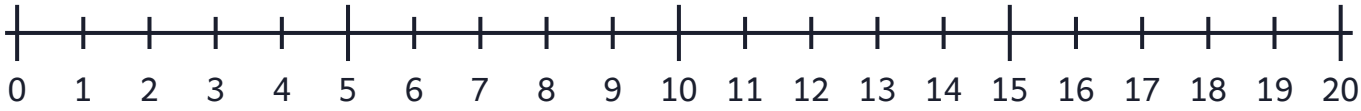

Maths words: **add**, plus, altogether, total · **take away**, minus, left · **count on**: go up the number line · **count back**: go down the number line · **bond**: two numbers that make a whole

bond **make 10** **add** **take away** **fact family** **count on** **count back** **total**

Doubles: 5 + 5 = 10 · 6 + 6 = 12 · 7 + 7 = 14 · 8 + 8 = 16 · 9 + 9 = 18 · 10 + 10 = 20

Draw a ten frame and show 7 + 3.

Drawings will vary.