Name _____ Date _____

Social Studies · Maps and directions

What Is a Map?

Read the big idea. Then fill in the blanks.



Big idea

A map is a drawing of a place as a bird would see it from high above. Maps help us find places and plan how to get there.

above **compass** **key** **symbols** **find**

1. A map shows a place from _____.
2. Maps help us _____ places.
3. Small pictures on a map are called _____.
4. A map _____ tells us what each symbol means.
5. A _____ shows North, South, East and West.

Name _____ Date _____

Social Studies · Maps and directions

The Four Directions

Use the word box to fill in the blanks.

A compass rose shows the four main directions. On most maps, North is at the top.

North **South** **East** **West**

1. On a map, _____ is at the top.
2. _____ is at the bottom.
3. _____ is on the right.
4. _____ is on the left.

Look at the Sun



1. In the morning, the Sun rises in the _____.



2. In the evening, the Sun sets in the _____.

Name _____ Date _____

Social Studies · Maps and directions

Town Map

Look at the map. North is at the top. Answer the questions.

North

West

Bakery	Mosque	Park
School	My house	Hospital
Shop	Fire station	Zoo

East

South

1. What is north of my house? The _____.
2. What is south of my house? The _____.
3. What is east of my house? The _____.
4. What is west of my house? The _____.
5. What is north of the school? The _____.
6. What is east of the fire station? The _____.

Name _____ Date _____

Social Studies · Maps and directions

Map Key

Look at each map symbol. Use the word box to write what it means.

hospital **park** **playground** **library**
railway **mosque**



1. It means _____.



2. It means _____.



3. It means _____.



4. It means _____.



5. It means _____.



6. It means _____.

My map key: draw 3 symbols for places near your home and write what each one means

Name _____ Date _____

Social Studies · Maps and directions

Map Problems

Use the town map. Read each problem and write the answer.

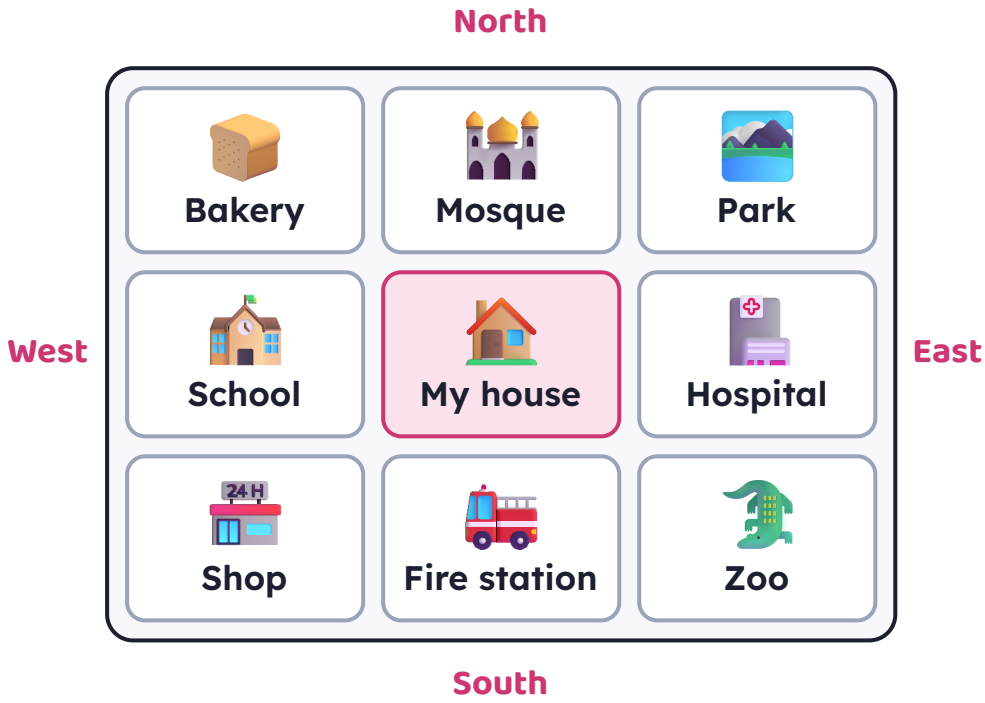

1. Hira is at the bakery. She walks one block east. Where is she now? The _____.

2. I leave my house and walk one block south. Where am I? The _____.

3. Ali walks from the shop to the zoo. Which way does he walk? _____

4. Sara walks north from the hospital. Where does she reach? The _____.

5. How many blocks is it from the school to the hospital? ____ blocks

Name _____ Date _____

Social Studies · Maps and directions

Opposite Directions

Use the word box to fill in the blanks. Then draw a compass rose.

North **South** **East** **West**

1. The opposite of North is _____.
2. The opposite of East is _____.
3. The opposite of South is _____.
4. The opposite of West is _____.

Think about it



1. If you face the sunrise, you are facing _____.



2. If you face the sunset, your back is to the _____.

Draw a compass rose. Write N, S, E and W in the right places.

Name _____ Date _____

Social Studies · Maps and directions

Places in Our Town

Use the word box to fill in the blanks.

hospital **fire station** **bakery** **school** **mosque** **shop**



1. Doctors help sick people at the _____.



2. Firefighters wait at the _____.



3. We buy bread and cakes at the _____.



4. Children learn at _____.



5. People pray at the _____.



6. We buy milk and eggs at the _____.

Name _____ Date _____

Social Studies · Maps and directions

My Classroom Map

Look at the classroom map. North is at the top. Answer the questions.

North

West

East

South

Bookshelf	Clock	Window
Computer	My desk	Plant
Door	Teacher's desk	Bin

1. What is north of my desk? The _____.

2. What is south of my desk? The _____.

3. What is west of my desk? The _____.

4. What is east of my desk? The _____.

5. Which corner is the door in? The _____-west corner.

More free worksheets **littletakhti.netlify.app**

Name _____ Date _____

Social Studies · Maps and directions

Follow the Route

Start at Hira's house each time. Follow the steps and write where you end up.

North

West

East

South

School	Library	Park
Bakery	Hira's house	Mosque
Hospital	Shop	Station

1. Walk 1 block north. Where are you? The _____.

2. Walk 1 block west. Where are you? The _____.

3. Walk 1 block south, then 1 block east. Where are you? The _____.

4. Walk 1 block north, then 1 block west. Where are you? The _____.

5. Hira wants to go to the park. She walks 1 block north. Which way must she walk next? _____

Name _____ Date _____

Social Studies · Maps and directions

Maps Review

Circle true or false. Then draw a map of your bedroom.

1. North is at the top of most maps. True False

2. The Sun rises in the West. True False

3. A map key tells us what symbols mean. True False

4. East is on the left of a map. True False

5. The opposite of North is South. True False

Draw a map of your bedroom. Put North at the top and add a map key.

More free worksheets **littletakhti.netlify.app**

ANSWER KEY

Name _____ Date _____

Social Studies · Maps and directions

What Is a Map?

Read the big idea. Then fill in the blanks.



Big idea

A map is a drawing of a place as a bird would see it from high above. Maps help us find places and plan how to get there.

above **compass** **key** **symbols** **find**

1. A map shows a place from **above** .
2. Maps help us **find** places.
3. Small pictures on a map are called **symbols** .
4. A map **key** tells us what each symbol means.
5. A **compass** shows North, South, East and West.

ANSWER KEY

Name _____ Date _____

Social Studies · Maps and directions

The Four Directions

Use the word box to fill in the blanks.

A compass rose shows the four main directions. On most maps, North is at the top.

North **South** **East** **West**

1. On a map, **North** is at the top.
2. **South** is at the bottom.
3. **East** is on the right.
4. **West** is on the left.

Look at the Sun



1. In the morning, the Sun rises in the **East** .



2. In the evening, the Sun sets in the **West** .

ANSWER KEY

Name _____ Date _____

Social Studies · Maps and directions

Town Map

Look at the map. North is at the top. Answer the questions.

North

West

Bakery	Mosque	Park
School	My house	Hospital
Shop	Fire station	Zoo

East

South

1. What is north of my house? The **Mosque** .
2. What is south of my house? The **Fire station** .
3. What is east of my house? The **Hospital** .
4. What is west of my house? The **School** .
5. What is north of the school? The **Bakery** .
6. What is east of the fire station? The **Zoo** .

ANSWER KEY

Name _____ Date _____

Social Studies · Maps and directions

Map Key

Look at each map symbol. Use the word box to write what it means.

hospital | park | playground | library | railway | mosque



1. It means **hospital** .



2. It means **park** .



3. It means **playground** .



4. It means **library** .



5. It means **railway** .



6. It means **mosque** .

My map key: draw 3 symbols for places near your home and write what each one means

Drawings will vary.

ANSWER KEY

Name _____ Date _____

Social Studies · Maps and directions

Map Problems

Use the town map. Read each problem and write the answer.

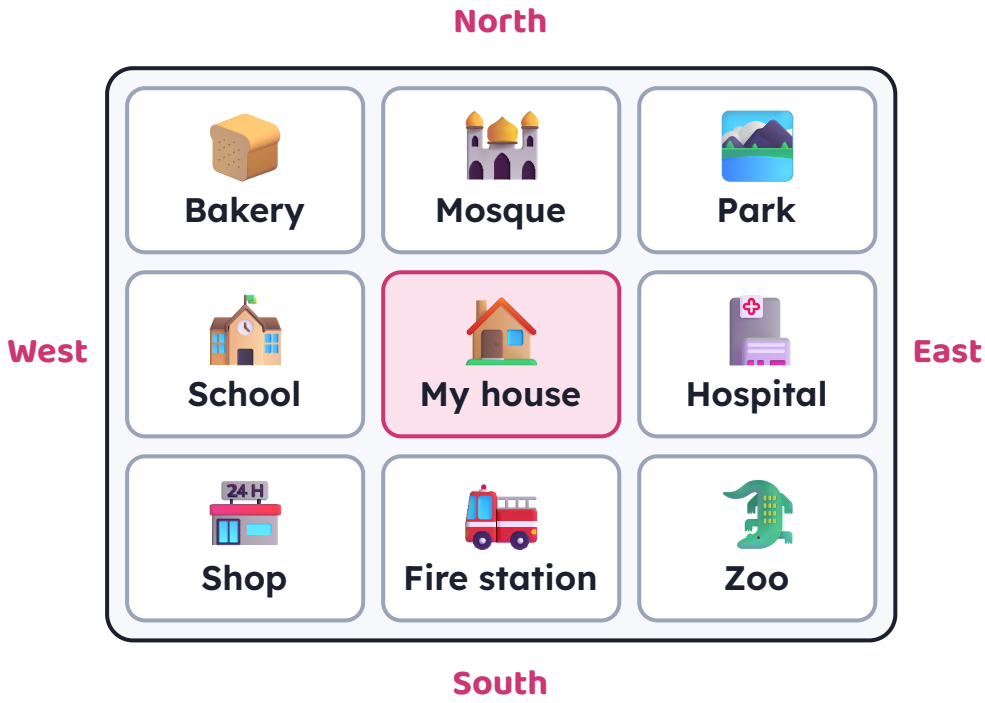

1. Hira is at the bakery. She walks one block east. Where is she now? The **mosque** .

2. I leave my house and walk one block south. Where am I? The **fire station** .

3. Ali walks from the shop to the zoo. Which way does he walk? **East**

4. Sara walks north from the hospital. Where does she reach? The **park** .

5. How many blocks is it from the school to the hospital? **2** blocks

More free worksheets **littletakhti.netlify.app**

ANSWER KEY

Name _____ Date _____

Social Studies · Maps and directions

Opposite Directions

Use the word box to fill in the blanks. Then draw a compass rose.

North **South** **East** **West**

1. The opposite of North is **South** .
2. The opposite of East is **West** .
3. The opposite of South is **North** .
4. The opposite of West is **East** .

Think about it



1. If you face the sunrise, you are facing **East** .



2. If you face the sunset, your back is to the **East** .

Draw a compass rose. Write N, S, E and W in the right places.

Drawings will vary.

ANSWER KEY

Name _____ Date _____

Social Studies · Maps and directions

Places in Our Town

Use the word box to fill in the blanks.

hospital **fire station** **bakery** **school** **mosque** **shop**



1. Doctors help sick people at the **hospital** .



2. Firefighters wait at the **fire station** .



3. We buy bread and cakes at the **bakery** .



4. Children learn at **school** .



5. People pray at the **mosque** .



6. We buy milk and eggs at the **shop** .

ANSWER KEY

Name _____ Date _____

Social Studies · Maps and directions

My Classroom Map

Look at the classroom map. North is at the top. Answer the questions.

North

West

East

South

Bookshelf	Clock	Window
Computer	My desk	Plant
Door	Teacher's desk	Bin

1. What is north of my desk? The **Clock** .
2. What is south of my desk? The **Teacher's desk** .
3. What is west of my desk? The **Computer** .
4. What is east of my desk? The **Plant** .
5. Which corner is the door in? The **South** -west corner.

ANSWER KEY

Name _____ Date _____

Social Studies · Maps and directions

Follow the Route

Start at Hira's house each time. Follow the steps and write where you end up.

North

West

East

South

School	Library	Park
Bakery	Hira's house	Mosque
Hospital	Shop	Station

1. Walk 1 block north. Where are you? The **Library** .

2. Walk 1 block west. Where are you? The **Bakery** .

3. Walk 1 block south, then 1 block east. Where are you? The **Station** .

4. Walk 1 block north, then 1 block west. Where are you? The **School** .

5. Hira wants to go to the park. She walks 1 block north. Which way must she walk next? **East**

ANSWER KEY

Name _____ Date _____

Social Studies · Maps and directions

Maps Review

Circle true or false. Then draw a map of your bedroom.

1. North is at the top of most maps. **True** False

2. The Sun rises in the West. True **False**

3. A map key tells us what symbols mean. **True** False

4. East is on the left of a map. True **False**

5. The opposite of North is South. **True** False

Draw a map of your bedroom. Put North at the top and add a map key.

Drawings will vary.

More free worksheets **littletakhti.netlify.app**